

Write a Song with Clicky!

Make your own CD jewel case and write your song inside. Watch this month's video to hear the music. Then use the NetSmartz Internet safety rules to help you come up with some verses.


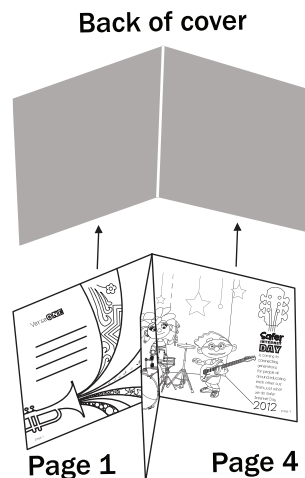
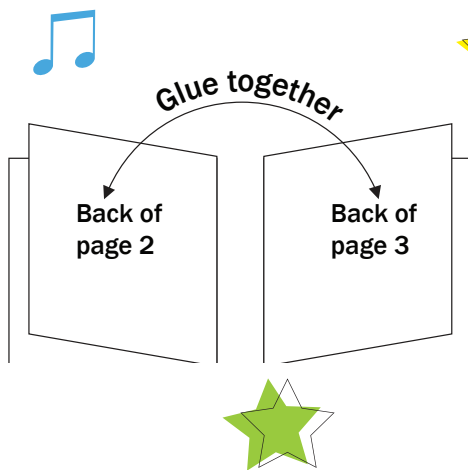

E-mail your song to Clicky at www.netsmartzkids.org to be one of **five** lucky prize winners. You must include your first name, mailing address, and trusted adult's e-mail address.

You will need ↓

- » Colored pencils/Crayons
- » Scissors
- » Glue stick
- » Your Trusted Adult!

Instructions ↓

- 1 On the front cover, write your song's title.
- 2 Write your verses on pages 1 and 2. Clicky's chorus is written on page 4.
- 3 Color and cut out your CD jewel case.
- 4 Fold the cover sheet in half with the images facing **out**. Fold the other pages in half with the images facing **in**.
- 5 Glue the backs of pages 2 and 3 together.
- 6 Lay the cover page down, blank side up. Glue pages 1 and 4 to the cover.







My Rules For Internet Safety

1. I will tell my trusted adult if anything makes me feel sad, scared, or confused.
2. I will ask my trusted adult before sharing information like my name, address, and phone number.
3. I won't meet face-to-face with anyone from the Internet.
4. I will always use good netiquette and not be rude or mean online.

NetSmartz Workshop
A PROGRAM OF THE
NATIONAL CENTER FOR MISSING & EXPLOITED CHILDREN



Song
Title: _____

Fold Here

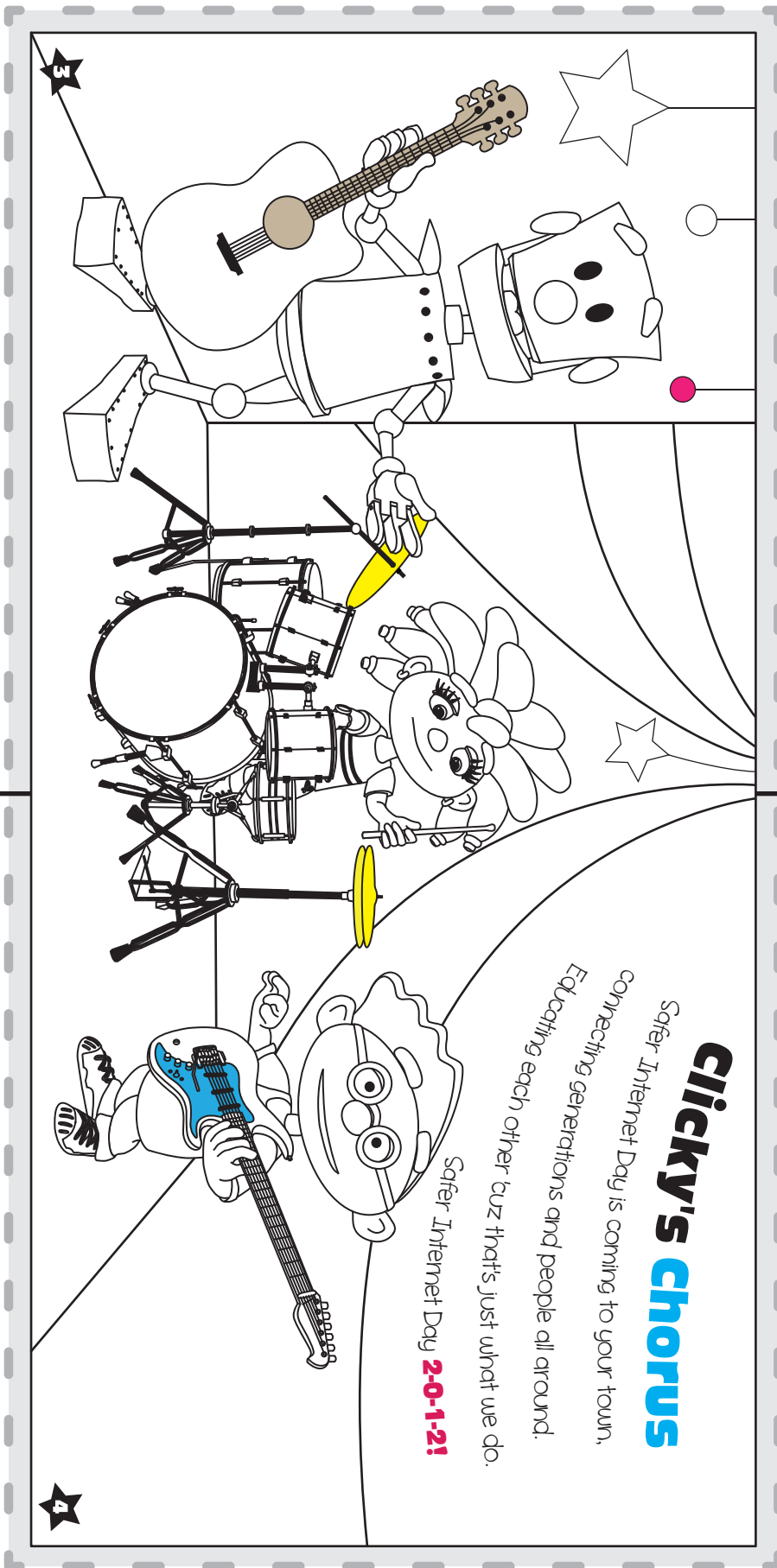


Verse ONE

Fold Here

Verse TWO

2



Fold Here

Clicky's Chorus

Safer Internet Day is coming to your town,
Connecting generations and people all around,
Educating each other 'tuz that's just what we do.

Safer Internet Day **2-0-1-2!**