



August 2010

UYN

## Road Trip Across America 2

Get back on the road with Clicky, Nettie, and Webster in the video **Road Trip Rap 2**. These postcards mark the cool places they've visited.

★ First Settlement in the USA ★



Where is it?

★ French Quarter ★



★ Grand Canyon ★



Can you tell where these great American landmarks are located?



★ Grand Ole Opry ★



★ The Alamo ★



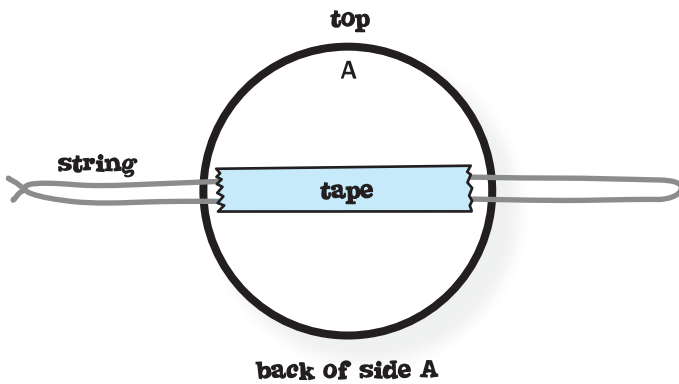
Thaumatrope activity

# Make Your Own Thaumatrope!

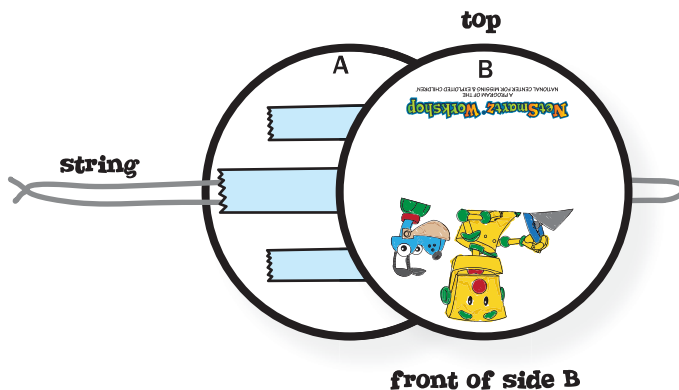
## Instructions



- 1 Print the template. (Note: A heavier paper, like cardstock, is best.)
- 2 Color and cut out the circles.
- 3 Form a loop with the string by tying the ends together.
- 4 Tape the string to the back of side A.  
Make sure that the string pieces do not touch.



- 5 Align the "A" and "B" on the two circles with the printed sides facing out. Glue or tape together.

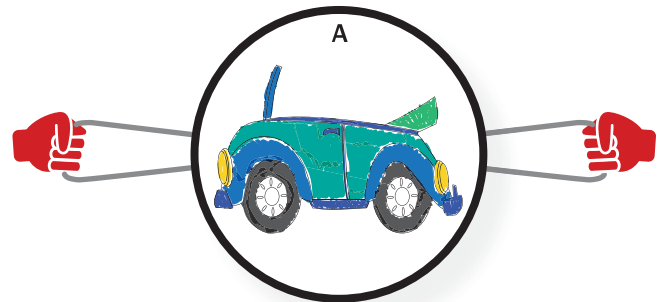


## You will need

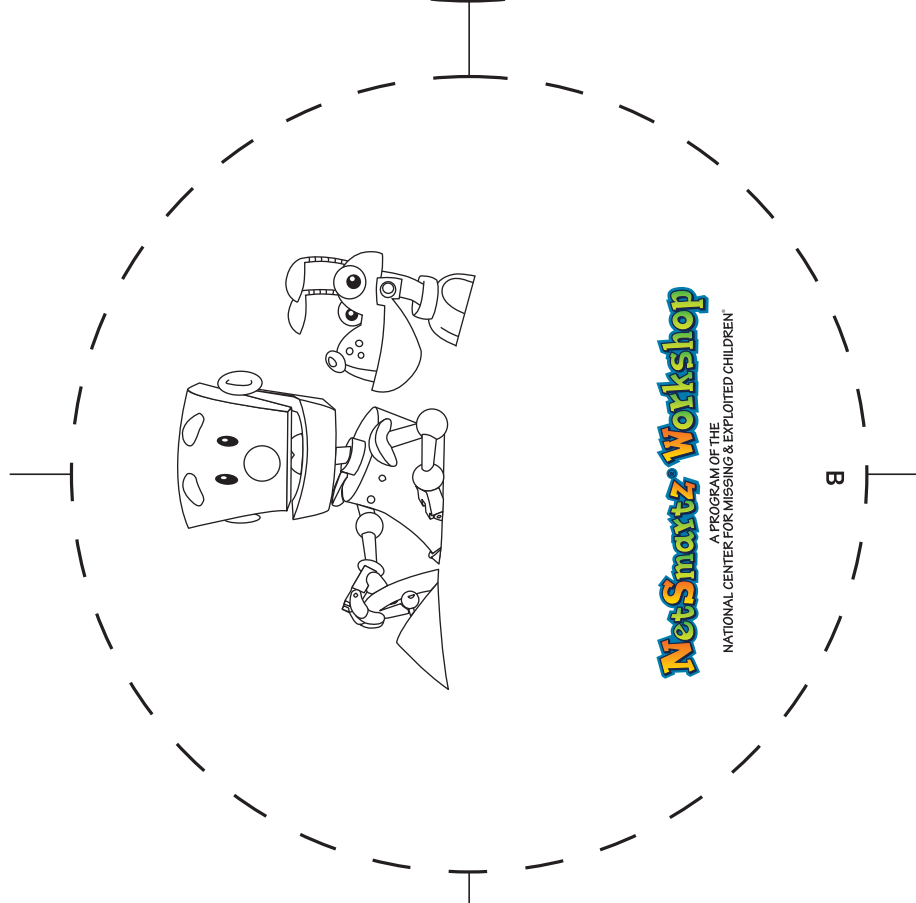
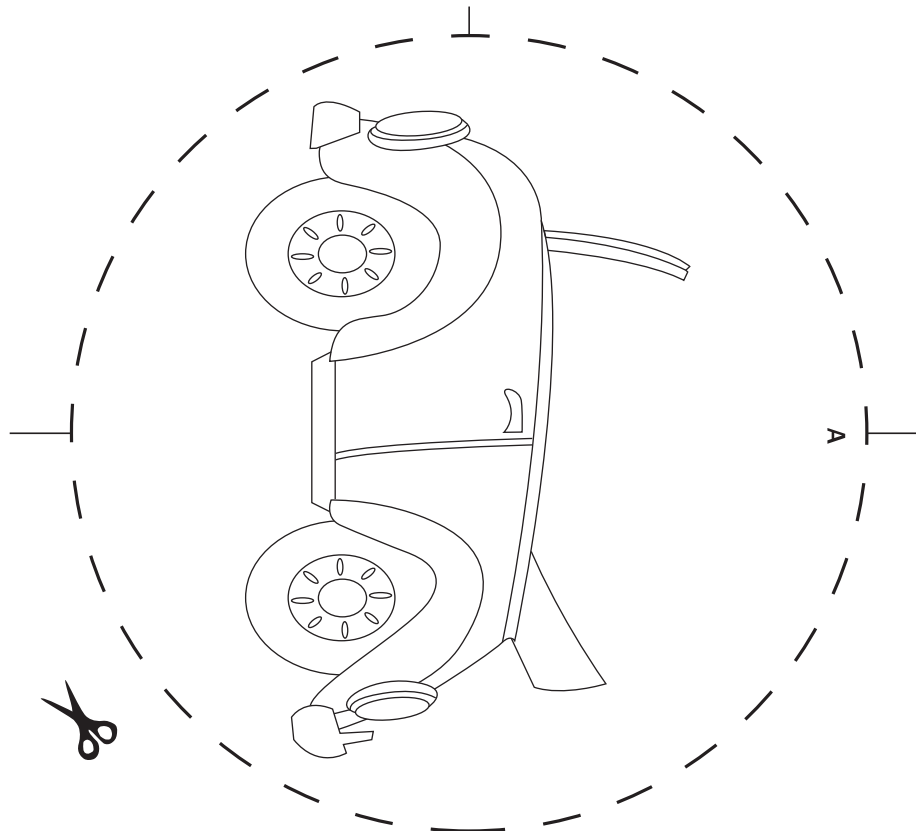


- Crayons
- Glue
- Scissors
- String
- Tape
- **Your trusted adult!**

- 6 **You're finished!** Twist the string and spin it to watch your thaumatrope go!



Template



**NetSmartz Workshop**  
A PROGRAM OF THE  
NATIONAL CENTER FOR MISSING & EXPLOITED CHILDREN



# Share with Clicky!

Mail your activity to:

**NCMEC-NetSmartz Workshop**

**Attn: Club UYN**

**699 Prince Street**

**Alexandria, VA 22314**

or

E-mail a picture or scanned copy of it to:

**[clicky@netsmartzkids.org](mailto:clicky@netsmartzkids.org)**

---

Include your parent's or guardian's e-mail to be featured  
in the **Hall of Fame**.