

UYN Pinwheel

Those Webville Outlaws sure are trouble! They might send you mean messages and viruses, ask you about personal information like your name and telephone number, or try to meet you offline.

If someone online like the Webville Outlaws Look-at-Dis Louie, Meet-me Mack, Potty-Mouth Pete, and Want-to-Know Wally tries to contact you, it's important that you **UYN: Use Your NetSmartz!**[®]

Make this fun pinwheel to help you remember how to **UYN** no matter where you go!

You will need :

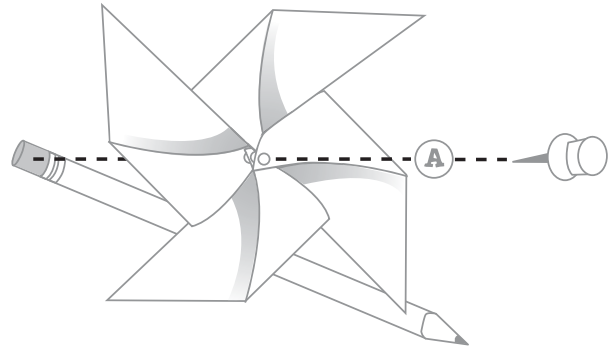
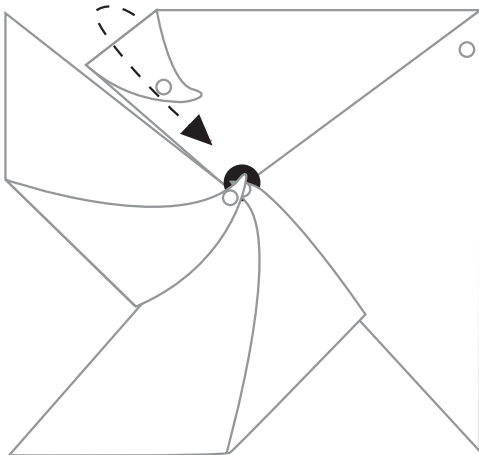
1 pencil w/eraser
1 push pin
Glue

Scissors
Pinwheel pattern (2) pages

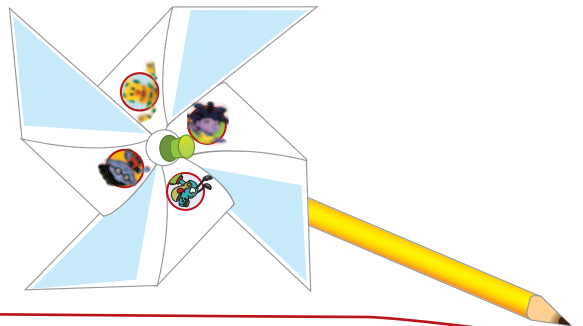
A parent or guardian!

Pinwheel Instructions :


1. Print the pinwheel pattern and cut out the pieces (2 squares and circle "A").
2. Place the squares back-to-back so the pictures match. Glue the matching squares together so the pictures face out. (Optional: Color in your square)
3. Hold the square so the black circle faces up, and cut along the dotted lines.
4. Fold each corner circle towards the black circle in the middle and glue. The circles should overlap.
5. Place the circle "A" in the middle of the pinwheel.
6. With the help of your adult, attach the pinwheel to the pencil eraser by pushing it through the middle of circle "A". Do not push the pin completely through the pencil eraser.



7. Now, take a deep breath...and blow! Your pinwheel is complete! Use it to make sure that you **never forget to UYN!**



UYN Pinwheel



UYN Pinwheel





Share with Clicky!

Mail your activity to:

NCMEC-NetSmartz Workshop

Attn: Club UYN

699 Prince Street

Alexandria, VA 22314

or

E-mail a picture or scanned copy of it to:

clicky@netsmartzkids.org

Include your parent's or guardian's e-mail to be featured
in the **Hall of Fame**.